

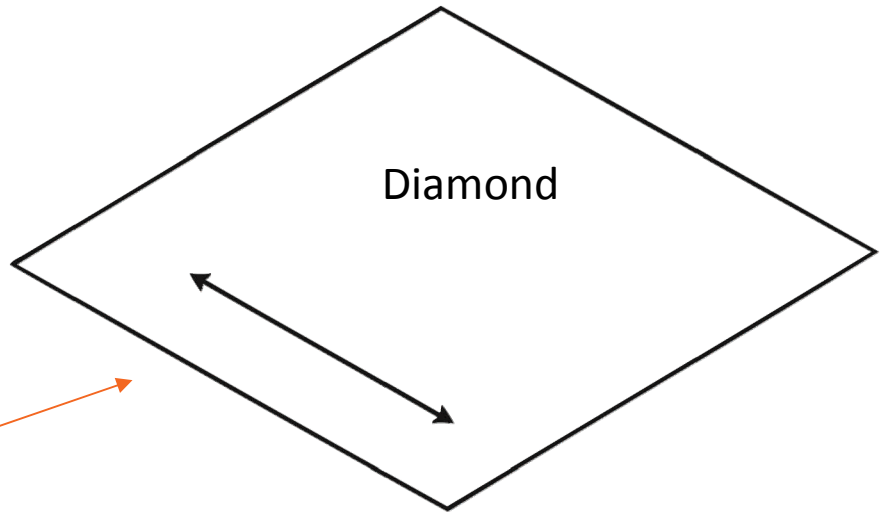
LIBERTY STAR QUILT-ALONG



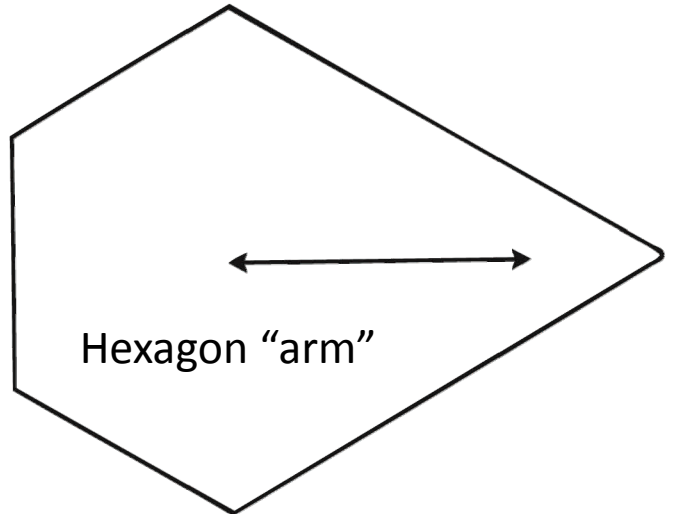
25reasons.net
November 2010

Sewing line

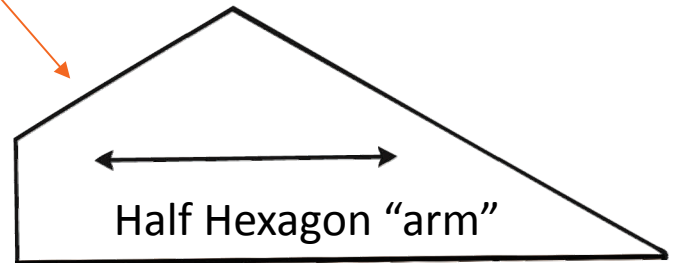
Add 1/4" for seam allowance when cutting out your pieces



Diamond

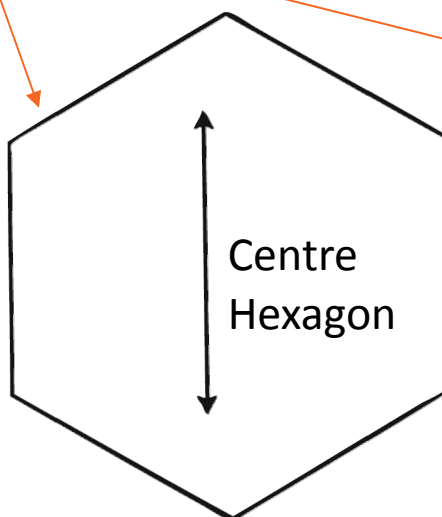


Hexagon "arm"

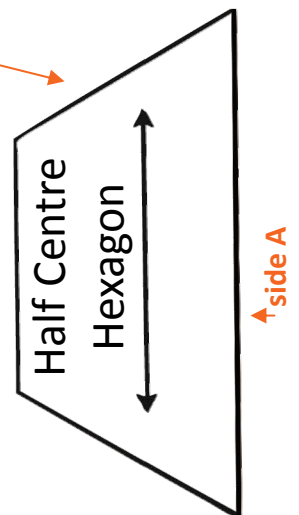


Half Hexagon "arm"

↑ side A



Centre Hexagon



Half Centre Hexagon

↑ side A

Full blocks

- 1 x Centre Hexagon
- 6 x Hexagon "arms"
- 6 x Diamonds

Half blocks

FOR RIGHT SIDE OF QUILT (make 4):

- 1 x Half Centre Hexagon
with side A on the right
- 2 x Hexagon "arms"
- 1 x Half Hexagon "arm"
with side A on the right
- 1 x Half Hexagon "arm"
with side A on the left
- 3 x Diamonds

FOR LEFT SIDE OF QUILT (make 4):

- 1 x Half Centre Hexagon
with side A on the left
- 2 x Hexagon "arms"
- 1 x Half Hexagon "arm"
with side A on the right
- 1 x Half Hexagon "arm"
with side A on the left
- 3 x Diamonds